

BERLIN BOARD OF POLICE COMMISSIONERS

Meeting on May 19, 2021

Board of Education Conference Room at 6:30 PM

Agenda

The Board of Police Commissioners will meet in person. Due to the COVID-19 pandemic and in accordance with applicable Executive Orders by Governor Lamont, no public will be allowed to attend in person at this meeting. The Commission invites the public to join the meeting by conference call. Please see the following information:

The public can call into this meeting and will be allowed to address the Board of Police Commissioners during "Audience of Citizens" portion of the meeting. If you would like to listen in on the meeting or would like to address the Commission please call 1-701-802-5308 at 6:30 p.m., you will be asked to punch in the access code followed by the pound sign, 7238751#. The Chairman will ask for public comment. Once recognized by the Chairman, you will need to clearly state your name and address before speaking and one may only speak during the audience of citizens.

Call to Order

A. **Pledge of Allegiance**

B. **Audience of Citizens**

C. **Approval of Minutes**

1. April 21, 2021

D. **Correspondence (Commission)**

E. **Review Reports**

1. Youth Officer
2. Training for department members
3. Budget (Monthly – YTD) 2020 - 2021

F. **Traffic Matters**

1. Motor Vehicle Enforcement Actions
2. Crash List Comparison
3. Monthly Compilation Report

G. **Chief's Monthly Report**

1. Monthly Report
2. Correspondence

H. **Old Business**

1. Public Building Commission/Renovations – Vote to send revised Statement of Need To Town Council
2. White Oak Drive – No Parking Signs – Vote to rescind sign installation

I. **New Business**

1. Police Staffing Discussion

J. **Executive Session (If Needed)**

1. C.G.S.S. Sec. 1-200 (6) (A) discussion concerning the appointment, employment, performance, evaluation, health or dismissal of a public officer or employee.
2. C.G.S.S. Sec. 1-200 (6) (C) matters concerning security strategy or the deployment of security personnel, or devices affecting public security.

K. **Adjournment**

2021 MAY 13 PM 2:38
Kathy G. [Signature]

Berlin Board of Police Commissioners Regular Meeting

The Board of Police Commissioners will meet in person. Due to the COVID-19 pandemic and in accordance with applicable Executive Orders by Governor Lamont, no public will be allowed to attend in person at this meeting. The Commission invites the public to join the meeting by conference call. Please see the following information:

The public can call into this meeting and will be allowed to address the Board of Police Commissioners during "Audience of Citizens" portion of the meeting. If you would like to listen in on the meeting or would like to address the Commission please call 1-701-802-5308 at 6:30 p.m., you will be asked to punch in the access code followed by the pound sign, 7238751#. The Chairman will ask for public comment. Once recognized by the Chairman, you will need to clearly state your name and address before speaking and one may only speak during the audience of citizens.

A meeting of the Board of Police Commissioners was called to order by Chairman Paul Eshoo at 6:30pm on Wednesday April 21, 2021. The meeting was held at the Board of Education Board Room, 230 Kensington Road, Berlin CT.

Present: Chairman Paul Eshoo, Vice-Chairman Steve Wilson, Commissioner Dave Rogan, Commissioner Ryan Zelek, Chief John Klett and Recording Secretary, Marlene Kastner were in attendance. Commissioner Urrunaga called into the meeting.

The meeting was called to order at 6:30pm and was followed with the Pledge of Allegiance.

Audience of Citizens: Representative Donna Veach.

Chairman Tom Reid of the Building Committee and Sgt. Rob Martin were in attendance as guest speakers. Mr. Reid was in attendance to speak about the police locker rooms and Sgt. Martin was in attendance to make a presentation about the FTO program and the new car/body cameras.

Approval of Minutes

No changes needed.

Commissioner Rogan did want to discuss last month's minutes. There was a brief discussion regarding Extra detectives, thermal imaging, the task force and how pleased Commissioner Rogan is with the Community officer's program.

Commissioner Rogan made a motion to approve the March 17th meeting minutes. Vice-Chairman Wilson seconded this motion. All were in favor.

Old Business

Chairman Tom Reid said that he read the statement of need for the police locker rooms and would like to make a change. He would like to change the verbiage to This is a pressing need. Since this is a statement of need, the focus should be on the need in the statement.

He feels that between the Police Department and the Building Committee, we will come up with a cost later.

The process will be the statement of need, meeting in front of the Town Council then meeting with the Building Committee. When the Building Committee meets with the Police Department, the interview process will begin. In this phase we will ask a lot of questions to determine the square footage and to meet the needs of the department.

The Chief mentioned that the size of the locker rooms will take into account the future size of the police department, not the current size.

Commissioner Rogan and Vice-Chairman Wilson wanted to move this project along and asked if this can be put on the Building Committee agenda for May. Mr. Reid said they meet the 2nd Thursday of every month and invited the Police Commission to speak at the Bldg. Commission's meeting to speak about our project. Commissioner Rogan confirmed their next meeting is on May 8th.

Correspondence

No Correspondence.

Review of Reports

Youth Report

Commissioner Rogan asked why 21-6629 was a Risk of Injury – The Chief responded that this was a custody issue. The mother left the child alone in the front yard of the father's house.

21-6143 – Chairman Eshoo would like the correction made and the sentence to read, "A group of juveniles were warned after being seen throwing rocks into the roadway."

Training

The Chief mentioned that the Engagement training was de-escalation programs. The de-escalation programs are geared with what is going on in the world today.

FTO Training – There will be a presentation on this tonight.

Budget

We are doing well. Overtime is where it should be.

Traffic Reports

We are up to 352 stops. Officer Rohon has done a great job. Officer Musanti is a new officer and is also doing well.

Vice-Chairman Wilson mentioned the disparity of written tickets. One officer is writing 50% of our tickets. The Chief will look into this.

Crashes

These reports are pretty consistent.

DDACTS – Commissioner Rogan asked if Officer Bobok is actively patrolling. The Chief said that he is. When he is not doing anything else, he does. Commissioner Rogan asked if he can put himself at these high crash sites. The Chief said yes.

Vice-Chairman Wilson asked if Officer Bobok is considered patrol. The Chief said that he is not. He does not take away from the Patrol Division.

Monthly Report

Commissioner Rogan mentioned that all the officers did a great job this month. The Chief responded by saying we have great people.

The Chief mentioned that there were two self-initiated DUI arrests. The Community Relations Team is going well. Vice-Chairman Wilson said that he is getting great feedback and that this is good PR. The Chief mentioned that there were a few key words that Chaffee used on Facebook that caused him to be dropped from Facebook so that is something they will be working on in the future.

The Chief is working on setting up a “Coffee with a Cop”. It is an outside location and it will be in May.

The Chief is also trying to set up a tour of the department for the blockwatch.

White Oak Drive

The Chief said that the signs took a while to come in. Now that they are in, it doesn't look like we need them.

Vice-Chairman asked to table this until our next meeting as he would like to talk to Chris Edge before we make any decision.

Police Vehicle Replacement

The Chief explained the spreadsheet that he included in the commission package. The 2021 cars are here and waiting to be outfitted. There are three patrol cars and one unmarked car. For 2022, there are two patrol cars and one unmarked car.

The Chief said that in terms of the department vehicles, we are being fiscally responsible and we are still able to accomplish our mission to get new vehicles.

New Business

FTO Program – The Chief opened with the process to become an FTO. Once they are chosen to be an FTO, they must complete a 32-hour training course.

Sgt. Rob Martin was present to speak about the FTO program. He is a FTO Instructor and also serves on a FTO Advisory Committee at POST.

Sgt. Martin said that we pick our best people to become Field Training Officers.

Vice-Chairman Wilson asked if FTOs are Patrol Officers and Sgt. Martin said they are. He also mentioned that the FTOs are compensated. They are paid Sergeant's pay the days they are doing FTO work.

The "DOR", Daily Observation Report, is done every day for each recruit after the first week.

Chairman Eshoo asked if COVID has effected the FTO Program. Sgt. Martin said that it had. He said that there is not as much repetition as there used to be. There was also a question as to whether there is a problem with the recruits that did not go to the academy? Sgt. Martin said he does not know yet. However, Officers Musanti and O'Leary did not go to the academy and they are doing well so far.

Body Worn Cameras

Commissioner Rogan wanted to know if we have the most advanced cameras. Sgt. Martin said that we do. We have Watchguard.

Sgt. Martin explained the process that the department went through to get the cameras for the cars and the body cameras. The Watchguard cameras for the cars and the body cameras are paired/synced together. The cameras are always passively recording without audio. Vice-Chairman Wilson asked where everything is stored. Sgt. Martin said there is a dedicated server that has 50 terabytes. This is a stand-alone server, which is very secure.

Sgt. Martin then presented a demonstration of the quality of the cameras on his laptop. The Commission was very impressed.

Porters Pass

The Chief went over the repaving project and the items that needed to be approved.

Vice-Chairman Wilson made a motion to approve the changes as written with the Children signs staying in place. Commissioner Rogan seconded the motion. All were in favor.

The Chief will prepare a memo tomorrow for the Chairman's signature to the Public Work's Director.

Vice-Chairman Wilson asked the Chief to add an item to next month's Agenda regarding the addition of officer's to the Department.

Executive Session

No Executive Session.

Adjournment

Vice-Chairman Wilson made a motion to adjourn at 8:31 pm. This was seconded by Commissioner Zelek. All were in favor.

Respectfully submitted,

Marlene T. Kastner
Berlin Police Department



BERLIN POLICE DEPARTMENT

Det. Theodore Fuini – Youth Bureau

To: Chief John Klett

From: Det. Theodore Fuini

Re: Juvenile Activity April, 2021

Date: May 5, 2021

For the purpose of this report, the term “juvenile” will apply to any person under the age of 18.

2100006970: 2 male BHS students (18 years old & 16 years old) involved in a verbal altercation. Handled with parents.

2100007029: A 13 year old female disclosed being inappropriately touched approximately 4 years ago by an unknown male while at Hubbard School. The matter was investigated and the juvenile could not recall any details regarding the male except that a substitute teacher or otherwise faculty was ruled out. Case was closed due to lack of actionable information.

2100007241: A 14 year old and 12 year old male having issues with parents. The family was referred to Wheeler Clinic for counselling.

2100007620: A 16 year old male was issued a written warning after a motor vehicle stop.

2100008109: Open sexual assault case involving a 13 year old female and an acquaintance.

2100008284: A 17 year old female ran away from home after an argument with her mother. Located with a friend and returned to speak with her father. No further issue.

2100008874: A 13 year old male made several “prank” phone calls to 911. Spoken with and parents notified.

2100008879: A 15 year old male was warned after riding his dirt bike in the road way.

2100008989: Two male juvenile McGee students were involved in a minor physical altercation. Both parents notified, school notified, and neither parent wished to proceed criminally.

2100009063: A BHS male student disclosed sexual assault by his father. The assault occurred outside of Berlin. DCF and the appropriate agencies were notified.

The above mentioned case reports resulted in the following;

- 0- Juvenile arrests
- 0- JRB Referral
- 0- FWSN Referral
- 0- Infraction
- 0- Adult arrests

Community Relations/ Other;

- Det. Fuini attended two forensic interviews for sexual assault cases.
- Det. Fuini attended the MDT meeting (virtual) and updated regarding cases.
- Det. Fuini was assigned to investigate a burglary and is continuing efforts in that case.
- Det. Fuini provided a security assessment for Bethany Covenant Church (04/22)
- Det. Fuini began efforts to re-instate the “safe kids wear lids” program with hopes of the program restarting for the summer of 2021.

McGee Update:

The calls involving McGee students or cases that involved McGee School are listed in the case section as they were handled at the patrol level.



Det. Theodore Fuini #246

BERLIN POLICE DEPARTMENT

Deputy Chief of Police · Chris Ciuci

May 7, 2021

To: Chief John M. Klett
From: Deputy Chief Chris Ciuci
Subject: June 2021 Training Schedule

The following personnel have been scheduled for training in June:

Employee	Course Name	Date(s)	Days	Location
Detective Ted Fuini	Human Trafficking Training - Commssioner Urranaga	6/2/2021	2 hours	Community Center
Detective Colin Gaffey	Human Trafficking Training - Commssioner Urranaga	6/2/2021	2 hours	Community Center
Detective Brett Kelly	Human Trafficking Training - Commssioner Urranaga	6/2/2021	2 hours	Community Center
Lieutenant Mike Jobes	Human Trafficking Training - Commssioner Urranaga	6/2/2021	2 hours	Community Center
Lieutenant Shawn Solek	Human Trafficking Training - Commssioner Urranaga	6/2/2021	2 hours	Community Center
Lieutenant Drew Gallupe	Human Trafficking Training - Commssioner Urranaga	6/2/2021	2 hours	Community Center
Officer Mark DePinto	Human Trafficking Training - Commssioner Urranaga	6/2/2021	2 hours	Community Center
Officer Maegan Musanti	Human Trafficking Training - Commssioner Urranaga	6/2/2021	2 hours	Community Center
Deputy Chief Chris Ciuci	Human Trafficking Training - Commssioner Urranaga	6/2/2021	2 hours	Community Center

Additional training scheduled for May since last month's report:

Employee	Course Name	Date(s)	Days	Location
None	N/A	N/A	N/A	N/A



Chris Ciuci
Deputy Chief of Police

FY21 - BUDGET VS ACTUAL as of 5/5/21 weekly**GENERAL FUND - EXPENSE**

DEPT/ACCOUNT	DESCRIPTION	BUDGET			NO MONTH	YTD		ENCUM	ENCUM+EXP	BALANCE	REMAIN.
		ADOPTED	AMENDS	AMENDED		EXPENSE					
0501 - Town Managers Office											
1532 - Police Department											
51 Wages-Salaries											
001.15.1532.0.51100.00000	Department Head	129,036	3,871	132,907	0	117,571	0	117,571	15,336	11.5%	
001.15.1532.0.51120.00000	Professional Personnel	120,288	3,609	123,897	0	109,601	0	109,601	14,296	11.5%	
001.15.1532.0.51125.00000	Mid-Managers Personnel	87,896	(59,161)	28,735	0	28,735	0	28,735	0	0.0%	
001.15.1532.0.51130.00000	Clerical Personnel	154,748	4,232	158,980	0	132,902	0	132,902	26,077	16.4%	
001.15.1532.0.51140.00000	Police Personnel	3,642,085	0	3,642,085	0	2,862,869	100,000	2,962,869	679,216	18.6%	
001.15.1532.0.51185.00000	Dispatchers	581,678	29,686	611,364	0	502,199	0	502,199	109,165	17.9%	
001.15.1532.0.51305.00000	Commission Secretaries	1,700	0	1,700	0	900	0	900	800	47.1%	
001.15.1532.0.51400.00000	Overtime	500,605	0	500,605	0	423,338	0	423,338	77,267	15.4%	
001.15.1532.0.51420.00000	Grant Overtime	68,000	0	68,000	0	42,104	0	42,104	25,896	38.1%	
001.15.1532.0.51440.00000	Extra Duty Police Officer	300,000	0	300,000	0	356,587	0	356,587	(56,587)	-18.9%	
001.15.1532.0.51805.00000	Longevity	25,058	0	25,058	0	11,375	0	11,375	13,683	54.6%	
001.15.1532.0.51811.00000	In lieu of Sick Pay (Retiree)	56,200	0	56,200	0	0	0	0	56,200	100.0%	
001.15.1532.0.51820.00000	In lieu of Health Insurance	15,300	0	15,300	0	10,246	0	10,246	5,054	33.0%	
Wages-Salaries Total		5,682,594	(17,763)	5,664,831	0	4,598,427	100,000	4,698,427	966,404	17.1%	
52 Fringe Benefits											
001.15.1532.0.52010.00000	Worker's Compensation	209,449	4,967	214,416	0	183,282	0	183,282	31,134	14.5%	
001.15.1532.0.52100.00000	Social Security	435,408	(7,503)	427,905	0	326,069	20,000	346,069	81,836	19.1%	
001.15.1532.0.52200.00000	Pension	515,936	(4,147)	511,789	0	348,141	20,000	368,141	143,648	28.1%	
001.15.1532.0.52220.00000	Insurance, Life, Disability	53,897	301	54,198	0	49,976	2,613	52,589	1,609	3.0%	
001.15.1532.0.52225.00000	Physicals	4,300	0	4,300	0	1,065	217	1,282	3,018	70.2%	
001.15.1532.0.52235.00000	Health Insurance	842,945	(2,817)	840,128	0	839,944	0	839,944	184	0.0%	
001.15.1532.0.52300.00000	Uniforms	51,104	0	51,104	0	31,477	10,933	42,410	8,694	17.0%	
001.15.1532.0.52440.00000	Tuition Reimbursement	8,800	(800)	8,000	0	0	0	0	8,000	100.0%	
Fringe Benefits Total		2,121,839	(10,000)	2,111,839	0	1,779,954	53,764	1,833,717	278,122	13.2%	
53 Professional/Technical											
001.15.1532.0.53101.00000	Telecomm-Statewide Info	20,000	(5,000)	15,000	0	7,009	2,227	9,236	5,764	38.4%	
001.15.1532.0.53201.00000	Supplies	5,570	800	6,370	0	5,401	142	5,543	827	13.0%	
001.15.1532.0.53208.00000	Computer Equipment	5,355	0	5,355	0	4,300	1,055	5,355	0	0.0%	
001.15.1532.0.53209.00000	Defensive Equipment - Tasers	12,330	0	12,330	0	12,330	0	12,330	0	0.0%	
001.15.1532.0.53211.00000	Computer Materials	300	0	300	0	292	0	292	8	2.7%	
001.15.1532.0.53212.00000	Photo Supplies	250	0	250	0	91	19	110	140	56.0%	
001.15.1532.0.53219.00000	Operating Materials	8,650	1,500	10,150	0	8,987	489	9,475	675	6.6%	
001.15.1532.0.53234.00000	Food	1,000	0	1,000	0	432	568	1,000	0	0.0%	
001.15.1532.0.53238.00000	Traffic Lights/Signals	14,650	0	14,650	0	11,547	531	12,078	2,572	17.6%	
001.15.1532.0.53245.00000	Maintenance & Repair	33,000	2,000	35,000	0	32,795	2,131	34,927	73	0.2%	
001.15.1532.0.53248.00000	Miscellaneous Equipment	7,000	0	7,000	0	3,862	2,448	6,310	690	9.9%	
001.15.1532.0.53256.00000	Firearms	15,000	0	15,000	0	5,040	9,886	14,926	74	0.5%	
001.15.1532.0.53401.00000	Accreditation	6,500	(1,500)	5,000	0	4,745	0	4,745	255	5.1%	
001.15.1532.0.53601.00000	Equipment Rental	4,300	(2,000)	2,300	0	982	1,118	2,100	200	8.7%	
001.15.1532.0.53813.00000	Computer Support	62,000	0	62,000	0	54,324	6,288	60,611	1,389	2.2%	
001.15.1532.0.53814.00000	Contractual Services	5,000	0	5,000	0	3,757	1,088	4,845	155	3.1%	
001.15.1532.0.53826.00000	Towing	600	0	600	0	85	215	300	300	50.0%	
001.15.1532.0.53902.00000	Telephone	15,000	0	15,000	0	9,510	3,490	13,000	2,000	13.3%	
001.15.1532.0.53903.00000	Copiers	3,300	0	3,300	0	2,033	1,193	3,226	74	2.2%	
001.15.1532.0.53916.00000	Professional Development	45,000	5,000	50,000	0	44,896	158	45,054	4,946	9.9%	
001.15.1532.0.53944.00000	Organizational Fees	4,030	0	4,030	0	2,391	0	2,391	1,639	40.7%	
001.15.1532.0.53945.00000	Training	1,640	0	1,640	0	740	0	740	900	54.9%	
Professional/Technical Total		270,475	800	271,275	0	215,549	33,046	248,595	22,680	8.4%	
54 Capital Outlays											
001.15.1532.0.54000.01130	Body Cameras	0	252,992	252,992	0	252,992	0	252,992	0	0.0%	
Capital Outlays Total		0	252,992	252,992	0	252,992	0	252,992	0	0.0%	
Police Department Total		8,074,908	226,029	8,300,937	0	6,846,921	186,810	7,033,731	1,267,206	15.3%	



BERLIN POLICE DEPARTMENT
Traffic Bureau
MV Stops/Enforcement
April 2021

4/1/2021 4/30/2021

Primary Officer	INFRACTION TICKET	MISDEMEANOR SUMMONS	NO DISPOSITION	VERBAL WARNING	WRITTEN WARNING	Total
Rohon, David A	29	4	1	4	3	41
Bobok, Thomas W	17	1	6	1	9	34
Musanti, Maegan L	2			1	23	26
Lajoie, Christopher J	4			3	13	20
Griffin, Catherine A	10	1	3		2	16
Breen, Dylan A	1		1	2	8	12
Doski, Richard T				10	2	12
Kennedy, Peggy L		1			10	11
Clark, Brendan M	2	1		1	6	10
Griffith, Wade T	3			1	6	10
O'Connor, Sean K	1			7	2	10
O'Leary, Drew P				1	9	10
Rethis, Achilles		1	1	2	6	10
Dubuc, Jeffrey S	1			3	5	9
Krzykowski, Aimee D	3	1		1	4	9
Veatch, Jeffrey T	3			6	9	9
Delgado, Isabella P	1			4	3	8
DePinto, Mark E				1	7	8
Fowler, Mark R	2	1	2		3	8
Lagueux, Brandon M	2				6	8
Kelly, Brett K				1	5	6
Correa, Marco	1				4	5
Manning, Michael W			1	1	3	5
Chaffee, Kevin J					4	4
Fuini, Theodore D					4	4
Cyr, Tyler J		1			1	1
Soneson, Mark A	1					1
Total	83	12	15	50	147	307



BERLIN POLICE DEPARTMENT
Traffic Bureau

Crash History by Hour and Day of the Week
April 2021

Day Time (24 Hr.)	Sunday		Monday		Tuesday		Wednesday		Thursday		Friday		Saturday		Total	
	Crashes	Grand Total	Crashes	Grand Total	Crashes	Grand Total	Crashes	Grand Total	Crashes	Grand Total	Crashes	Grand Total	Crashes	Grand Total	Crashes	Grand Total
7			1	2.70%											1	2.70%
8			1	2.70%			1	2.70%			1	2.70%			3	8.11%
9			1	2.70%											1	2.70%
10			1	2.70%							1	2.70%			2	5.41%
11					1	2.70%			1	2.70%					2	5.41%
12			1	2.70%					1	2.70%	1	2.70%			3	8.11%
13			1	2.70%	1	2.70%			1	2.70%					3	8.11%
14					1	2.70%					1	2.70%	1	2.70%	3	8.11%
15			1	2.70%			1	2.70%	1	2.70%			1	2.70%	4	10.81%
16			2	5.41%							1	2.70%	1	2.70%	4	10.81%
17													1	2.70%	1	2.70%
18	1	2.70%													1	2.70%
19									1	2.70%	1	2.70%			2	5.41%
20											1	2.70%			1	2.70%
21							1	2.70%			1	2.70%	1	2.70%	3	8.11%
22							1	2.70%			1	2.70%			2	5.41%
23													1	2.70%	1	2.70%
Total	1	2.70%	9	24.32%	3	8.11%	4	10.81%	5	13.51%	9	24.32%	6	16.22%	37	100.00%





2020 Summary

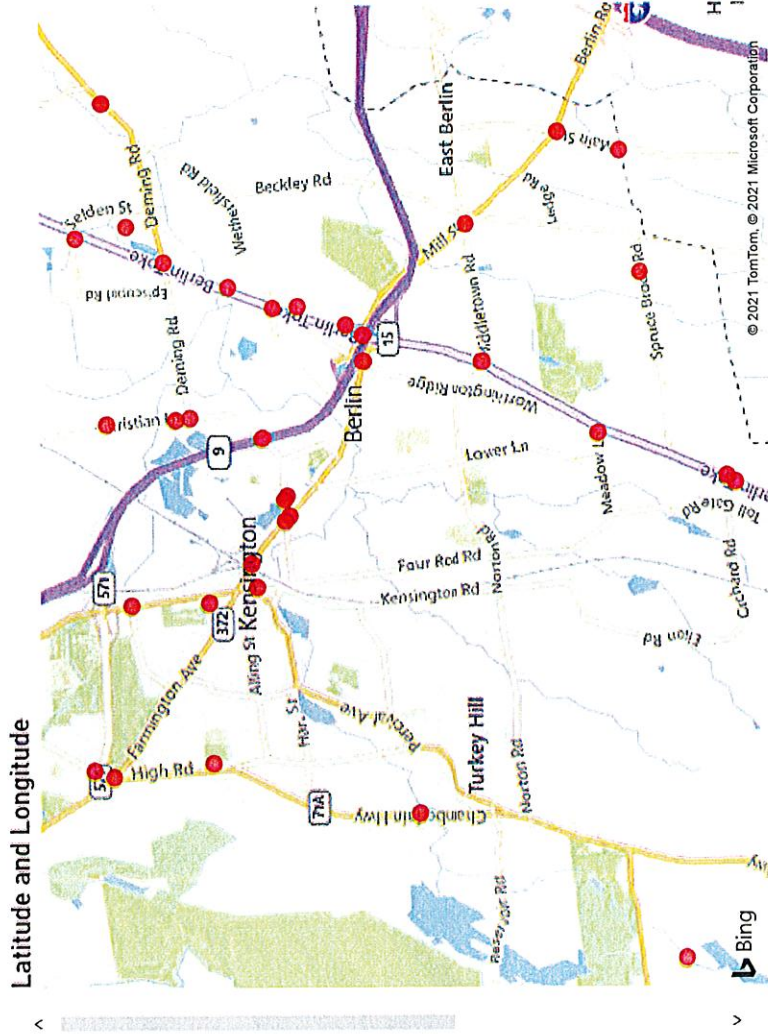
	<u>Crashes</u>	<u>YTD</u>	<u>DUI</u>	<u>Fatal</u>	<u>W/W's</u>	<u>Infractions</u>	<u>Summons/Arrest</u>	<u>M/C</u>	<u>Bicycles</u>	<u>Animal</u>	<u>Evading</u>	<u>PEDs</u>	<u>Crashes</u>	<u>YTD</u>	<u>DUI</u>	<u>Fatal</u>
Jan	30	30	1	0	12	9	3	0	0	1	5	0	42	42	0	0
Feb	39	69	2	0	15	9	8	0	0	1	6	0	29	71	3	0
Mar	41	110	0	0	17	15	4	0	1	1	2	0	41	112	1	0
Apr	37	147	1	0	13	11	3	2	0	1	7	0	23	135	2	0
May													25	160	0	0
Jun													35	195	1	0
Jul													25	220	1	0
Aug													47	267	0	0
Sep													43	310	0	0
Oct													39	349	0	0
Nov													45	394	0	0
Dec													52	446	2	0
Total	147	XXX	4	0	57	44	18	2	1	4	20		446	XXX	10	0



BERLIN POLICE DEPARTMENT
Traffic Bureau

Top Crash Intersections
April 2021

Crash Dates
4/1/2021
4/30/2021



Crash Specific Location	Full Address	# of Crashes
Entrance/Exit Ramp	00855 BERLIN TPKE, BERLIN, CT	1
Intersection	00522 MAIN ST, EAST BERLIN, CT	1
Intersection	00717 BERLIN TPKE, BERLIN, CT	1
Intersection	00845 FARMINGTON AVE, BERLIN, CT	1
Intersection	CHRISTIAN LN/ RT9 HWY N., BERLIN, CT	1
Intersection	FARMINGTON AVE/ HIGH RD, BERLIN, CT	1
Intersection	FARMINGTON AVE/ PLEASANT AVE, BERLIN, CT	1
Intersection	MILL ST/ MAIN ST, EAST BERLIN, CT	1
Intersection-Related	01700 BERLIN TPKE, BERLIN, CT	1
Intersection-Related	BERLIN TPKE/ MIDDLETOWN RD, BERLIN, CT	1
Intersection-Related	BERLIN TPKE/ RAMP F., BERLIN, CT	1
Intersection-Related	BERLIN TPKE/ TOLL GATE RD, BERLIN, CT	1
Non-Junction	00072 PORTERS PASS, BERLIN, CT	1
Non-Junction	00301 BERLIN TPKE, BERLIN, CT	1
Non-Junction	00501 N BERLIN TPKE, BERLIN, CT	1
Non-Junction	00576 CHRISTIAN LN, BERLIN, CT	1
Non-Junction	00631 SPRUCE BROOK RD, BERLIN, CT	1
Non-Junction	02421 BERLIN TPKE, BERLIN, CT	1
Non-Junction	BERLIN TPKE/ WOODLAWN RD, BERLIN, CT	1
Non-Junction	BURNHAM ST/ FARMINGTON AVE, BERLIN, CT	1
Non-Junction	NEW BRITAIN RD/ NEWTON ST, BERLIN, CT	1
Non-Junction	OLD BRICKYARD LN/ PORTERS PASS, BERLIN, CT	1
Total		37



BERLIN POLICE DEPARTMENT
Traffic Bureau
Officer Thomas W. Bobok #239

April 2021 Monthly Compilation Report

Monthly Crash Data:

37 Crashes is a 61% Increase from April 2020 (23 Crashes)

Year to Date: Increase of 9%

Crash Enforcement Action:

3 Cleared by Arrest – 8%

11 Cleared by Infraction – 30%

13 Cleared by Written Warning – 35%

Top 3's

Day of the Week	Intersection	Causative Factor
Monday/Friday (9)	Mill St. @ Main St. (East Berlin) (1)	Foll. Too Close/Unsafe Movement (11)
Saturday (6)	Farmington Ave. @ Depot Rd. (1)	Improper Lane/Fail to Drive Right (5)
Thursday (5)	Farmington Ave. @ High Rd. (1)	Improper Passing (2)

Mid State Crash Reconstruction Callouts: 0

Completed 2- day crash diagramming class (4/29-4/30)

Traffic Surveys/Actions: Survey based upon complaints @ Farmington Ave @ Homecrest Dr. & Glenbrook Rd @ Kenwood St.

Berlin Tpke. Safety Plan:

Berlin Tpke. Enforcement 11am-6pm

Verbal Warnings	Written Warnings	Infractions	Summons/Arrests	Total Stops
10	10	32	3	60

1 directed patrol (60 mins.) resulted in 1 Infraction and 1 WW

18 Fire Extinguishers Inspected

APRIL 2021 MONTHLY REPORT

The month of April included incidents 2,109 (8,725 YTD). The most frequent emergency calls for service are ambulance calls with 108 (374 YTD) and alarms with 60 (520 YTD). Note that of those 60 alarms, 28 were false alarms.

During April, officers investigated and reported on several incidents. They are listed in the table below:

	Apr 2021	YTD 2021	Apr 2020	YTD 2020
<u>MV Accident</u>	39	149	23	134
<u>MV Incident</u>	15	54	5	45
<u>MV Stops</u>	314	1010	2	933
<u>DUI Arrests</u>	2	7	2	9
<u>MV Arrests (Inf/Misd)</u>	115	321	14	343
<u>MV Warnings</u>	164	488	14	589
<u>Adult Criminal Arrests</u>	25	83	13	91

Motor Vehicle Accidents

Most crashes occurred on Monday/Friday with nine (9) followed by Saturday with six (6). The intersections with the most crashes were Mill St. @ Main St. (East Berlin), Farmington Avenue @ Depot Road and Farmington Avenue @ High Road, each with one (1). The top two causative crash factors were Following Too Closely/Unsafe Movement with eleven (11) and Improper Lane/Failure to Drive Right with five (5).

Employee Recognition/ Significant Events

04/26/2021- at approximately 2016 Hrs. An off duty EMT reported that he was following CT AP099031 2010 Nissan Maxima Gray North on Rt. 5/15. The vehicle had no lights on and was operating recklessly. The witness followed the vehicle on to Meadow Lane to Norton Rd. where Det. McMahon and Myself were able to get the operator to stop his vehicle. The operator, was clearly intoxicated but claimed his issues were related to being a diabetic. Operator requested to go to the hospital so Officer Manning followed Hunters to THCCNB where the staff declined to draw blood. A urine sample was collected as per dui protocol. Operator was issued a Misd. Summons for 14-227 and he released on a 500.00 Det. McMahon did an excellent job getting the vehicle to stop in an unmarked vehicle and putting the vehicle in park before the suspect could drive off again. Officer Manning did an excellent job with the investigation that was not by any means a cut and dry dui investigation.

Officer Lagueux started up the MOVE program once again. An exercise regiment that takes place twice a week for 10 weeks. The program is designed to promote good health and wellness for BPD staff members. Exercise helps reduce stress that Officers may experience performing police work.

04/07/2021- A motorist in a crash investigated by Officer O'Leary called to commend him for his actions during the investigation. The citizen said her son was very upset and frightened and Officer O'Leary immediately went to her son and had a conversation calming him down which in turn calmed her down reducing the stress of the situation. By the time the situation was over Officer O'Leary had made a huge impact on her son who had been afraid of police prior but after meeting Officer O'Leary they were great friends in a short period of time. Great community relations by Officer O'Leary.

04/16/2021- On April 16th, 2021, Officers Krzykowski, Clark, Schreiner and Kennedy were dispatched to assist EMS on a report of an unresponsive adult male. Upon their arrival, they observed that the male was exhibiting the signs of an opioid overdose and provided appropriate medical care. After clearing the call, Paramedic Sullivan of Hunter's Ambulance Service reached out and complimented the way in which all four officers handled the situation. Officers Krzykowski and Schreiner did an outstanding not only dealing with the situation but also using it as a teaching moment and fulfilling their role as training officers. Officers Clark and Kennedy did a good job remaining calm and performing under the stressful conditions of their first overdose response (Case # 2100008169).

04/16/2021- Officers responded to the intersection of Porters Pass and Old Brickyard Lane on a report one a one-car motor vehicle crash. Officers Krzykowski and Clark arrived on scene first and observed the vehicle sustained disabling damage. The vehicle's male operator was observed standing approximately ten feet away from the vehicle, next to a Frontier communications box wearing a head lamp and holding a pair of plies/wire cutters. Officer Krzykowski attempted to engage the male in conversation but the male wouldn't reciprocate and it was apparent that he was heavily under the influence of alcohol and/or drugs. The male then ran away from officers, entering a wooded area and eventually a pond. Officer Krzykowski relayed this information over the radio and other available units responded. Officers set up a perimeter and began to search the wooded area for the male. Officer Krzykowski located the male in a seated position in the wooded area. The male refused to show officers his hands, so Officer Krzykowski drew her Taser and Officer Schreiner drew his firearm. The male then stood up and started to move towards Officer Krzykowski, so she Tased him; however it was ineffective and the male again fled from officers. Officer Schreiner pursued the male on foot and for approximately 300 feet before the male tripped onto the ground. Officer Schreiner gave the male commands to stay on the ground however the male refused and began to stand up. At this point Officer Schreiner utilized his Taser and the male was able to be handcuffed and secured. The male was then given medical attention by officer and Hunter's EMS personnel. The officers on scene, specifically Officers Krzykowski and Schreiner, did a great job communicating with one another and both used justified force to accomplish their lawful objective (Case # 2100008179).

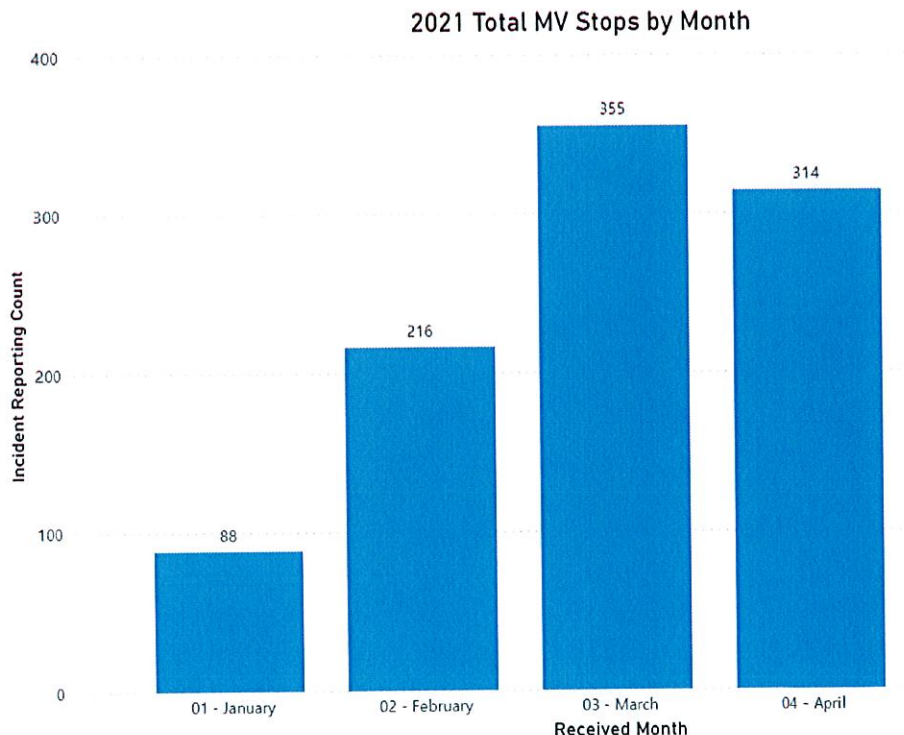
04/22/2021-Officer Rohon was recognized for his outstanding work so far this year and was named the Department's 1st Employee of the Quarter.

04/24/2021- Sgt. Cyr, Officers Delgado, Krzykowski and Dubuc responded to the intersection of Porters Pass and Skinner Road to assist EMS on a report of an unresponsive male on the side of the road. Upon their arrival, officers observed two good Samaritans performing CPR on the male. Officers then assumed medical care. Officer Delgado affixed the AED pads to the male's checks and administered a single shock. Officer Delgado then began rescue breathing for the male. When Hunter's arrived on scene, officers assisted in moving the male patient from the ground onto the stretcher and into the ambulance. Once in the ambulance Officer Krzykowski continued chest compressions. Once a second ambulance crew arrived on scene, Hunter's transported the male to the hospital. The next day, the male and his wife posted on the Berlin Buzz Facebook page stating that he survived the ordeal. The quick application of CPR by the good Samaritans coupled with the quick response and care rendered by responding officers led to this positive outcome. Life-saving awards nominations were submitted for Officer Krzykowski, Officer Delgado, and the two good Samaritans (Case #2100008668).

4/25/21- MVA Fatal - Rte. 9 SB Officers assisted CSP with a rollover fatal MVA and associated road closures. Our officers were first on scene and maintained the scene until relieved by CSP.

Car burglaries were dramatically lower this month. Officers concentrated a great deal of patrol time in neighborhoods to combat the ongoing problem with vehicle burglaries.

April MV Activity Analysis



Officer MV Stops

Officer	STOP	Total
Rohon, David A	41	41
Bobok, Thomas W	35	35
Musanti, Maegan L	26	26
Lajoie, Christopher J	20	20
Griffin, Catherine A	16	16
Kennedy, Peggy L	13	13
Doski, Richard T	12	12
Breen, Dylan A	11	11
Clark, Brendan M	11	11
O'Leary, Drew P	11	11
Rethis, Achilles	11	11
Griffith, Wade T	10	10
O'Connor, Sean K	10	10
Dubuc, Jeffrey S	9	9
Krzykowski, Aimee D	9	9
Veach, Jeffrey T	9	9
Delgado, Isabella P	8	8
DePinto, Mark E	8	8
Fowler, Mark R	8	8
Lagueux, Brandon M	8	8
Manning, Michael W	7	7
Kelly, Brett K	6	6
Correa, Marco	5	5
Chaffee, Kevin J	4	4
Fulni, Theodore D	4	4
Cyr, Tyler J	1	1
Soneson, Mark A	1	1
Total	314	314

Location of MV Stops - Last Month



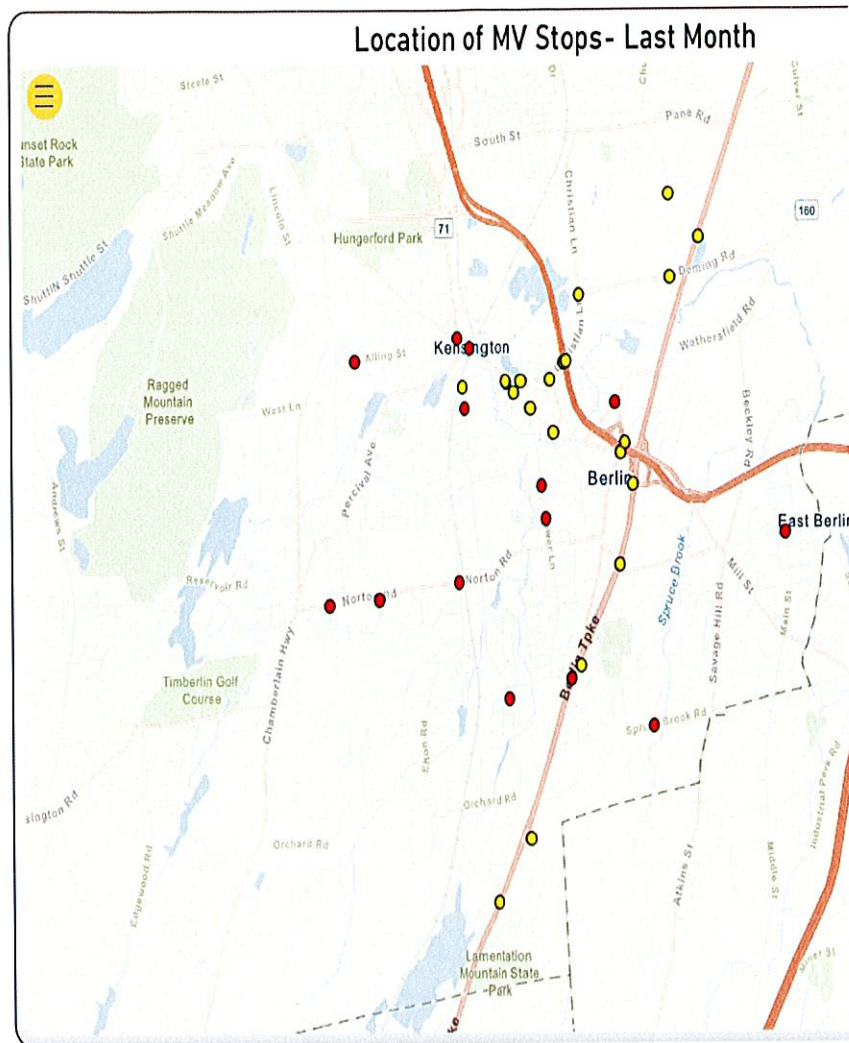
Initial Reason for MV Stop and Enforcement Action Taken

Reason for Stop	INFRACTION TICKET	MISDEMEANOR SUMMONS	NO DISPOSITION	VERBAL WARNING	WRITTEN WARNING	Total
14-218a	11			10	75	96
14-296aa(b1st	50	1	3	1	8	63
14-299	5	3	1	10	12	31
14-301				6	18	24
14-219(b)	5				8	13
14-296aa		4	7	1		12
14-218				3	4	7
14-298	2	1		1	3	7
14-96b				3	2	5
14-18(a)				3	1	4
14-218(a)				3	1	4
14-218aSZ	2				2	4
14-242				1	3	4
14-219				1	2	3
14-234	2		1			3
14-96a(a)		1			2	3
14-96e				2	1	3
14-100a(c)(1)	1				1	2
14-219(a)(1)					2	2
14-236				1	1	2
14-296aa(b2nd	2					2
14-96c					2	2
14-12(a)	1					1
14-12(a)*					1	1
14-18(c)	1					1
14-218a*					1	1
14-219c		1				1
14-223(a)			1			1
14-296a			1			1
Total	82	12	15	50	147	314

MV Stop Enforcement

Disposition	% of Total
WRITTEN WARNING	48.04%
INFRACTION TICKET	26.80%
VERBAL WARNING	16.34%
NO DISPOSITION	4.90%
MISDEMEANOR SUMMONS	3.92%
Total	100.00%

14-299 Red Light Violations 14-301 Stop Sign Violations	
Statute Code Identification	# of MV Stops
14-299	31
14-301	24
Total	55



Goal Progress

Officer Safety:

- There were (0) reportable incidents in the LEOKA report for April. We will continue to strive for zero reportable incidents each month.
- There was 1 officer injured in the line of duty during the month of April. Det. Fuini was injured in a car accident while on duty. His injury was minor and only required 3 days off.

M/V Crash Reduction:

Patrol officers are being utilized to carry out Traffic Officer Bobok's crash reduction plan which has been updated for 2021. Ofc. Bobok will be reporting progress toward this goal.

DUI Enforcement:

There were 3 DUI arrests in April. One DUI was the result of a Motor Vehicle Crash and two others were the result of erratic operator calls to dispatch.

No Street light outages for April

➤ Community Activity Request Summary

There was (1) Community Activity Request in April.

- On April 11, Ofc. Krzykowski and Ofc. Clark did a K9 demo and Officer talk with a local girl scout troop.

Community Service:

During the month of April, officers have continued to safely resume community contacts while maintaining proper social distance and precautions adhering to COVID-19 considerations.

During the month of April there were **(18)** school walkthroughs recorded.

During the month of March there were **(10)** school walkthroughs recorded.

Crime Reduction- Officers have been targeting residential areas in response to significant increase in MV Thefts and Thefts from MV's.

Also see the Monthly Report from the Community Relations Team.

Reserve Officer Program

Reserve Officer Gosselin worked five (5) private duty jobs in April 2021. There were thirty (30) unfilled assignments for the month.

April Pro Active Contacts

	April 2021	YTD 2021
Building Checks	1020	3050
Community Relations Visits	66	187
Business/School Walkarounds	31	118
Traffic Stops	355	657

Investigations Unmarked Patrol April 2021

Monday, April 5, 2021	2.0 hrs	District 1&2
Wednesday, April 7, 2021	1.5 hrs	District 3
Monday, April 19, 2021	2.5 hrs	District 1, 2 & 3
Thursday, April 22, 2021	1.0 hrs	District 3
Friday, April 23, 2021	1.5 hrs	District 3
Monday, April 26, 2021	1.5 hrs	District 2 & 3
Friday, April 30, 2021	1.0 hrs	District 1/East Berlin

2021

Offense Description	01 - January	02 - February	03 - March	04 - April	05 - May	Total
<input checked="" type="checkbox"/> Motor Vehicle Theft	1	5	6	1	0	13
<input type="checkbox"/> Theft From Vehicle	15	12	34	13	1	75
Attempted	8	10	13	8	0	39
Completed	7	2	21	5	1	36
<input checked="" type="checkbox"/> Theft of MV Parts or Accessories	12	10	10	4	1	37
Total	28	27	50	18	2	125

April- 4th Officer Overtime

In an effort to combat increased crime, the department has continued instituting a 4 officer minimum for all patrol shifts. For the month of April, the department incurred at total of 148 hours of OT costs. Although it is difficult to quantify the impact of an extra officer, especially the increased omnipresence associated with another marked cruiser patrolling the town, I have compiled an activity chart to show some of the activity associated with the 4th officers which were staffed with OT. OT cost \$9,959.10.

Type of Activity	Calls for service	Visible Neighborhood Checks	Business Checks	Motor Vehicle Enforcement	Registration Checks/ Suspicious MV	Overtime Hours Assigned	Motel Checks
Total	8	61	38	25	2	148	0

Motel Checks :

During the month of April there were 43 Motel Checks logged by Patrol units.



BERLIN POLICE DEPARTMENT

Community Relations Team
Officer Brandon Lagueux #258
crimewatch@berlinpd.org

April 2021 Monthly Report

The community relations team currently has twelve active neighborhood watch groups and three groups that are in the process of forming. There are seven groups in district three, four in district two and one in district one. Recently there have not been and new requests or interest in new groups forming.

Throughout the month officers continued to post in the group forums regarding checks of the neighborhoods, incidents that occurred and upcoming events such as speed or seatbelt enforcement. This has been appreciated by the members of the groups.

Recently, our officers have reached out to the neighborhood watch groups to solicit interest in an open house for all of the members in each of the groups to attend at the police department. Officers will be relaying information regarding estimated numbers of citizens that would like to attend.

Going forward, we hope to host several open house events where the members of our neighborhood watch groups can come to the department and see our day to day operations as well as ask any questions they may have. We will continue to be participating in these group chats and hope to become involved in community events as the covid restrictions begin to open up.

Respectfully submitted,

Ofc Lagueux #258

Officer Brandon Lagueux #258
Coordinator

Monthly NIBRS Statistics

04/01/2021 00:00 Thru 04/30/2021 23:59

Call Description		Curr Mth	Prev Mth	% Chg	Prev Year	% Chg	Year To Date	Year To Date 2020	% Chg
		04/ 2021	03/ 2021	Mth to Mth	04/2020	Mth to Yr	1/1 - 04/30/2021	1/1 - 04/30/2020	2021 / 2020
100	Kidnap/Abduction	0	0	% 0	0	% 0	0	1	% -100
11A	Forcible Rape	0	0	% 0	0	% 0	0	0	% 0
11D	Forcible Fondling	0	0	% 0	0	% 0	0	0	% 0
120	Robbery	0	2	% 50	0	% 0	2	1	% +100
13A	Aggravated Assault	0	3	% 33.3	1	% 100	5	2	% +150
13B	Simple Assault	3	1	% +200	0	% +300	9	6	% +50
13C	Intimidation	1	0	% +100	0	% +100	5	12	% -58.3
200	Arson	0	0	% 0	0	% 0	0	0	% 0
220	Burglary/Breaking and Enter	2	6	% -66.7	5	% -60	15	12	% +25
23C	Shoplifting	3	5	% -40	2	% +50	18	18	% 0
23D	Theft From Building	1	1	% 0	2	% -50	6	6	% 0
23E	Theft From Coin Operated De	0	0	% 0	0	% 0	0	1	% -100
23F	Theft From Vehicle	13	34	% -61.8	41	% -68.3	74	81	% -8.6
23G	Theft of MV Parts or Access	3	10	% -70	3	% 0	33	11	% +200
23H	All other Larceny	3	3	% 0	2	% +50	8	6	% +33.3
240	Motor Vehicle Theft	2	6	% -66.7	5	% -60	14	14	% 0
250	Counterfeiting/Forgery	0	3	% 33.3	1	% 100	4	3	% +33.3
26A	False Pretenses/Swindle/Con	0	0	% 0	0	% 0	3	4	% -25
26B	Credit Card/Automatic Telle	0	0	% 0	1	% 100	3	3	% 0
26C	Impersonation	0	2	% 50	0	% 0	4	0	% +400
26E	Wire Fraud	0	1	% 100	0	% 0	2	2	% 0
26F	Identity Theft	2	1	% +100	1	% +100	10	10	% 0
290	Destruction/Damage/Vandalis	8	11	% -27.3	4	% +100	32	22	% +45.5
35A	Drug Narcotic Violations	0	1	% 100	0	% 0	4	6	% -33.3
35B	Drug Equipment Violations	0	0	% 0	0	% 0	0	4	% -25
36B	Statutory Rape	0	0	% 0	0	% 0	0	0	% 0
520	Weapon Law Violations	0	0	% 0	0	% 0	0	1	% -100
90A	Fraud-Insufficient Funds Ch	0	0	% 0	0	% 0	0	1	% -100
90C	Disorderly Conduct	6	4	% +50	7	% -14.3	20	17	% +17.6
90D	Driving under the Influence	4	3	% +33.3	2	% +100	10	14	% -28.6
90F	Family Offenses, Nonviolent	1	3	% -66.7	1	% 0	6	3	% +100
90J	Trespass of Real Property	2	2	% 0	3	% -33.3	4	15	% -73.3
90Z	All Other Offenses	12	3	% +300	6	% +100	22	28	% -21.4
Report Totals:		66	105	% -37.1	87	% -24.1	313	304	% +2.96



Berlin Police Department

240 KENSINGTON ROAD
BERLIN, CONN. 06037-2647
Phone (860) 828-7080
Fax (860) 828-7590
policechief@berlinpd.org



Chief John M. Klett

May 19, 2021

To: Board of Police Commissioners

From: Chief John Klett

Subject: Statement of need for renovated locker room facilities

A motion and vote of the Commission is necessary to move the revised statement of need for the locker room facilities to the Town Council. The Council would then charge the Public Building Commission with developing plans, specifications, and cost estimates for this project.

Chief John Klett



**STATEMENT OF NEED FOR POLICE DEPARTMENT
2021
(MOST PRESSING NEEDs OF THE PD)**

Locker Room and Toilet Area:

With the hiring of female Officers and Dispatchers the designated work room had to be moved and that room converted into a female locker room which is now also too small. We have run out of lockers in the men's locker room. The lockers are too small to hold all the Officers' equipment. They must be stored outside the lockers. The toilet area in the women's locker room is too small. It only accommodates one person at a time and should have more capacity. Lockers should have electrical outlets as all Officers have rechargeable flashlights and portable radio chargers.

This is the department's most pressing need. The lockers are too small for the equipment carried by current day police officers. The result is equipment stored on top of lockers or under the benches in front of their lockers. There are no electrical outlets in the lockers so Officers are unable to charge radios and flashlights. They cannot hang their body armor to dry inside a locker. The room is insufficient for the needs of the department. It is injurious to morale to show so little regard for the employees as to do nothing about this situation. The female locker room is marginally better as there are fewer female employees and their lockers are bigger. This is because the female locker room was added in the early 1990's by converting a workroom as noted above.



Berlin Police Department

240 KENSINGTON ROAD
BERLIN, CONN. 06037-2647
Phone (860) 828-7080
Fax (860) 828-7590
policechief@berlinpd.org



Chief John M. Klett

May 19, 2021

To: Board of Police Commissioners

From: Chief John M. Klett

Subject: No Parking Signs, White Oak Drive

A motion and vote of the Commission is necessary to rescind the previous approval of installation of "No Parking" signs in the cul-de-sac at the end of White Oak Drive. Commissioner Wilson mentioned at the last meeting that he would speak to the Economic Development Director Chris Edge regarding this matter. I also had Traffic Officer Tom Bobok contact Mr. Edge who said he had no problem with the signs not being installed if it was acceptable to the concerned business. Officer Bobok had already confirmed, in his memo of March 18, 2021, that the concerned business was consulted and agreed that the signs were not necessary. I have attached the e-mail from Mr. Edge to Officer Bobok concerning this matter.



Chief John M. Klett

Attachments



John Klett

From: Thomas W. Bobok
Sent: Thursday, April 22, 2021 9:34 AM
To: John Klett
Subject: White Oak

I heard back from Chris Edge. He said that if the businesses are good with it...so is he.

Tom

Officer Thomas W. Bobok
Traffic Bureau
Berlin Police Department
240 Kensington Road
Berlin, Connecticut 06037
(860) 828-7082
tbobok@berlinpd.org

BERLIN POLICE DEPARTMENT

Officer Thomas Bobok ~ Traffic Bureau
Email: tbobok@Berlinpd.org Phone: 860-828-7082

3/18/2021

To: Chief Klett

From: Officer Tom Bobok

Re: White Oak Drive No Parking Signs

Last year, a request was made by Chris Edge, Economic Developer Director to install "No Parking" signs on White Oak Drive. He made this request in anticipation of a new business moving into the area and believed that the employees of Central CT Lawn Service who park along White Oak Drive would interfere with truck access/egress at the new business.

The Police Commission approved the sign installation and since that time, Berlin Highway Dept. has evaluated the site and called for utility location services to assess the area. They determined that the entire length of the roadway in the area where the signs are proposed is saturated with underground utilities and installation of sign posts would be dangerous and ill advised.

Also, with the passage of time, it seems Mr. Edge's concerns did not come to fruition and there have been no complaints. I also stopped in at the business and explained the potential issue and asked if, in fact, parked cars interfered with the smooth operation of their business. They have not noticed any problems and saw no need for the posting of the signs.

I would ask that the Police Commission reconsider the posting of the signs as time has shown it to be unnecessary. Alternatively, if the Commission does want the area posted, I would recommend pavement markings only and no sign posts be installed due to the potential hazard.



Berlin Police Department

240 KENSINGTON ROAD
BERLIN, CONN. 06037-2647
Phone (860) 828-7080
Fax (860) 828-7590
policechief@berlinpd.org



Chief John M. Klett

May 21, 2020

To: Officer Thomas Bobok

From: Chief John M. Klett

Subject: No Parking Signs, White Oak Drive

The Board of Police Commissioners voted to install "No Parking" signs on White Oak Drive in accordance with the attached recommendation. Ensure that these signs are installed as soon as possible.



Chief John M. Klett

Attachments

cc: Traffic File
Commission File



BERLIN POLICE DEPARTMENT

Officer Thomas Bobok ~ Traffic Bureau
Email: tbobok@Berlinpd.org Phone: 860-828-7082

3/2/2020

To: Chief Klett

From: Officer Tom Bobok 

Re: White Oak Dr. "No Parking"


On 2/28/2020, I met with Chris Edge, Economic Development Director, about parking on White Oak Drive. Mr. Edge stated that Central CT Lawn Service has grown and has hired enough people so that they have outgrown their available parking. Their employees have been parking along White Oak Drive and, until now, there has not been any issues.

Soon, a new business is expected to open in the building at the very end of White Oak Drive and the business is concerned that parked cars may interfere with deliveries made by large tractor-trailer trucks. Edge has requested some "No Parking" signs in the area to prevent any such conflict.

I met with Edge and examined the area of concern. As a result, I am requesting the approval of the appropriate "No Parking" signs be installed prohibiting parking in the cul-de-sac to allow for the backing and other movement of trucks accessing the loading dock. Additional "No Parking" signs restricting parking to only one side of the street in the area of the businesses near the end of the cul-de-sac.

The street is wide enough to accommodate parking on one side without restricting the movement of even the largest of tractor-trailers. I have attached a photo marked with red dots in the areas where signs are requested. If approved, I will work with the Highway Department on specific placement of the appropriate signs.

*Motion to approve
No parking as proposed*



The following information is for discussion related to staffing patrol shifts to a four (4)-man minimum. The current minimum is three (3) and is in the Union Contract as such.

Current patrol schedule with the Department fully staffed
28 day (4 week) cycle that repeats
84 shifts = 28 days x 3 shifts

At full-authorized strength the assigned patrol personnel are as follows:

1 Lieutenant, 6 Sergeants, and 23 Patrol Officers

Day shift: 2 Sergeants and 8 Patrol Officers
Evening shifts 2 Sergeants and 8 Patrol Officers
Midnight Shift: 2 Sergeants and 7 Patrol Officers

At full strength, the Officer staffing per 28-day cycle works out as follows:

Days/Evening shifts: 14 days (50% of time) with 6 Officers
10 Days (36% of time) with 5 Officers
04 Days (14% of time) with 4 Officers

Midnight Shift: 00 days with 6 Officers
20 Days (71.5% of time) with 5 Officers
08 days (28.5% of time) with 4 Officers

The only time that overtime would be required to staff to a minimum of 4 Officers would be when Officers take time off and the shift is originally staffed to 4. This equates to 14% of the time on Days/Evenings and 28.5% of the time on /Midnights.

Assuming that an officer takes a day off on all of the days that the shift is staffed at 4 officers and creates overtime, the following overtime costs would be incurred to fill the shift to 4 officers. This is at the 7/1/2022 pay rate of \$43.65/hour for a top step officer which equates to an overtime (1.5x) cost of \$65.48

Days/Evenings: 4 days x 8 hours = 32 hours/month which equals 384 hours per year. This totals \$25,144 per year per shift for a grand total for the Day/Evening shifts of \$50,289 per year in overtime.

Midnight shift: 8 days X 8 hours = 64 hours/month which equals 768 hours per year. This totals \$50,288 per year for the midnight shift.

Total OT cost based on the above assumptions would be \$75,432 per year.

The attached spreadsheet details the annual cost of adding an officer to the department.

The industry standard ratio of police officers to population is 2 officers per 1000 citizens. Berlin is currently right at that benchmark. However with several new apartment complexes in the near future, additional officer(s) may be necessary to maintain the 2/1000 ratio.

BPD EXPENSE PROJECTIONS - ADDITIONAL OFFICER

											Workers		
		Ann.	Hourly	Calc'd	OT	Longev	Uniforms	Soc	Workers	Health	Life	Comp	Annual
		Hours	Rate	Wages				Security	Comp	Ins.	Ins	Rate	Cost
<u>Health ins - HSA EE+2</u>													
FY23	New	2,088	34.27	71,565		0	900	5,475	3,310	5,726	1,376	4.63	113,415
FY24	New	2,088	36.56	76,341		0	900	5,840	3,567	6,108	1,419	4.67	121,589
FY25	New	2,088	38.93	81,295		0	900	6,219	3,836	6,504	1,431	4.72	130,220
<u>Health ins - PPO EE+2</u>													
FY23	New	2,088	34.27	71,565		0	900	5,475	3,310	5,726	1,376	4.63	118,058
FY24	New	2,088	36.56	76,341		0	900	5,840	3,567	6,108	1,419	4.67	126,896
FY25	New	2,088	38.93	81,295		0	900	6,219	3,836	6,504	1,431	4.72	136,258

[illegible]

Police Officers in Connecticut Statistics (2010-2019)

By: George Miles, Associate Attorney
December 8, 2020 | 2020-R-0316

Issue

This report compiles statistics on the number of sworn police officers in municipal, state, tribal, and university departments in Connecticut for the years 2010 to 2019.

Summary

Based on data from the annual [Crime in the United States](#) reports published by the Federal Bureau of Investigation (FBI) and from the annual [Crime in Connecticut](#) reports published by the state's Department of Emergency Services and Public Protection (DESPP), we calculated averages of the annual number of sworn police officers for the municipal, state, tribal, and university departments that participated in those reports' programs during the last 10 years. Overall, the number of officers in all participating departments generally held steady throughout the period except for the State Police, which has declined in each of the last four years.

Information on the *Crime Reports*

The *Crime in the United States* report is one of several annual and periodic publications from the FBI's [Uniform Crime Reporting \(UCR\) Program](#). Developed by the International Association of Chiefs of Police in the late 1920s and then formalized with legislation from Congress in 1930, the UCR Program serves as the national clearinghouse for crime statistics. The UCR Program aids in the administration and evaluation of law enforcement by collecting and providing reliable crime data. DESPP's *Crime in Connecticut* report is the statutorily-required annual publication from the state's UCR Program ([CGS § 29-1c](#)).

A key feature of the UCR Program is that it establishes a set of standardized definitions for the information it tracks. Its definitions are generic by design so that they can capture as many local, state, and federal variations of the same data point as possible, such as a type of crime like murder. As a result, law enforcement agencies are asked to submit their information according to this terminology rather than how the law in their jurisdiction may define something.

Beyond criminal offense data, participating agencies submit employee-related data each year, including the total number of sworn law enforcement officers and civilian employees in their agencies as of October 31. The UCR Program defines “law enforcement officers” as individuals who ordinarily carry a firearm and a badge, have full arrest powers, and are paid from governmental funds allocated specifically for sworn law enforcement representatives. The FBI also notes that the totals given for sworn officers for an agency reflect not only the patrol officers on the street, but also the officers assigned to various other duties such as those in administrative and investigative positions and those assigned to special teams (see, e.g., this [program webpage](#)).

Across the 10 years covered by this report, almost all law enforcement agencies in Connecticut, including municipal, state, tribal, and university police departments, participated in the UCR Program with some exceptions for certain years. Relatedly, DESPP notes that the Mashantucket Tribal Nation and the Mohegan Tribal Nation joined the Connecticut program in 2014 when they were credentialed as local police departments. The Department of Motor Vehicles and Ledyard Police Department began reporting as stand-alone agencies in 2016 and the East Lyme Police Department began reporting as a stand-alone agency in 2017.

Agencies generally submit their data to DESPP on a monthly basis and there are procedures in statute to address situations when an agency fails to submit its report or if it sends a report with missing, incomplete, or incorrect information ([CGS § 29-1c\(c\)](#)). DESPP reviews submissions, ensures quality control, and forwards the data to the FBI for inclusion in the national UCR Program.

Sworn Police Officer Statistics

Tables 1 and 2 below show the annual number and average annual rate of sworn officers across the past 10-year period for each municipal police department and the State Police, respectively. Tables 3 and 4 show the average annual rate for each year from 2010 to 2019 for the total municipal police and the State Police. The rates describe the number of officers per 1,000 people. Graph 1 provides a visualization of the rates in Tables 3 and 4. Tables 5, 6, and 7 present the annual number of officers in other state departments, the tribal departments, and the university departments, respectively. The average annual number of officers in each table is rounded to the nearest whole number.

Table 1: Municipal Police Sworn Officers

Department	2010	2011	2012	2013	2014	2015	2016	2017	2018	2019	Average Annual Number	Average Annual Estimated Population	Average Annual Rate (per 1,000 people)
Ansonia	44	44	46	47	46	46	42	43	46	43	45	18,911	2.36
Avon	28	29	32	29	31	32	32	30	33	32	31	18,284	1.68
Berlin	40	41	41	41	42	41	42	41	41	41	41	20,541	2.00
Bethel	36	35	35	37	37	35	37	37	37	38	36	19,391	1.88
Bloomfield	46	46	41	48	48	47	47	46	48	48	47	20,884	2.23
Branford	50	49	47	56	50	48	49	51	51	53	50	28,214	1.79
Bridgeport	406	421	414	411	389	356	376	388	392	365	392	145,856	2.69
Bristol	118	112	114	113	122	119	118	120	119	117	117	60,568	1.94
Brookfield	30	31	31	34	33	33	33	34	34	34	33	16,996	1.92
Canton	13	15	14	15	15	15	15	15	15	16	15	10,332	1.43
Cheshire	46	48	48	42	48	46	47	45	48	48	47	29,290	1.59
Clinton	24	24	24	24	27	25	27	27	27	27	26	13,164	1.94
Coventry	14	14	14	15	15	15	14	16	16	16	15	12,441	1.20
Cromwell	25	26	26	26	27	25	25	27	26	26	26	14,052	1.84
Danbury	152	145	145	144	143	146	146	139	145	148	145	83,816	1.73
Darien	51	51	51	51	50	51	49	49	51	51	51	21,485	2.35
Derby	30	31	31	36	33	34	34	34	34	34	33	12,695	2.61
East Hampton	14	15	14	14	14	15	15	16	16	16	15	12,925	1.15
East Hartford	124	120	122	117	118	119	123	125	120	111	120	50,620	2.37
East Haven	49	49	49	48	49	53	52	52	53	50	50	28,989	1.74

Table 1 (continued)

Department	2010	2011	2012	2013	2014	2015	2016	2017	2018	2019	Average Annual Number	Average Annual Estimated Population	Average Annual Rate (per 1,000 people)
East Lyme	N/A	N/A	N/A	N/A	N/A	N/A	N/A	23	22	24	23	18,727	1.23
Easton	16	15	14	14	14	14	15	15	15	15	15	7,584	1.94
East Windsor	23	23	24	25	25	25	26	25	28	25	25	11,374	2.19
Enfield	96	89	96	91	96	100	94	92	87	93	93	44,702	2.09
Fairfield	103	105	105	104	104	106	107	102	105	106	105	60,963	1.72
Farmington	45	45	44	41	43	44	45	44	48	46	45	25,575	1.74
Glastonbury	55	57	56	57	56	58	57	56	57	56	57	34,584	1.63
Granby	15	13	15	15	14	16	15	16	16	16	15	11,335	1.33
Greenwich	150	148	146	152	152	152	151	153	152	155	151	62,619	2.41
Groton	31	27	24	28	27	27	27	28	26	27	27	9,457	2.88
Groton Long Point	7	7	3	5	5	5	5	5	5	5	5	533	9.76
Groton Town	66	65	66	65	64	66	59	63	62	65	64	29,686	2.16
Guilford	37	37	35	37	36	36	33	37	38	37	36	22,400	1.62
Hamden	106	106	103	103	106	107	108	107	104	102	105	60,916	1.73
Hartford	452	440	478	455	420	413	398	390	394	447	429	124,225	3.45
Ledyard	N/A	N/A	N/A	N/A	N/A	N/A	22	21	21	23	22	14,854	1.46
Madison	26	27	24	28	30	26	27	27	28	30	27	18,321	1.49
Manchester	117	117	119	112	109	108	104	109	110	112	112	57,992	1.93
Meriden	117	119	116	117	119	122	113	111	118	120	117	60,141	1.95
Middlebury	11	11	10	10	10	10	11	11	12	10	11	7,629	1.39
Middletown	98	97	106	99	110	109	109	114	112	112	107	47,149	2.26
Department	2010	2011	2012	2013	2014	2015	2016	2017	2018	2019	Average	Average	Average

Table 1 (continued)

Table 1 (continued)

Table 1 (continued)

[illegible]

Table 2: State Police Sworn Officers

Department	2010	2011	2012	2013	2014	2015	2016	2017	2018	2019	Average Annual Number	Average Annual Estimated Population	Average Annual Rate (per 1,000 people)
State Police	1,170	1,128	1,088	1,129	1,128	1,134	1,060	966	917	864	1,058	521,937	2.03

Table 3: Total Municipal Police

Year	Sworn Officers	Estimated Population	Rate (per 1,000 people)
2010	6,477	3,028,169	2.14
2011	6,347	3,041,572	2.09
2012	6,408	3,051,583	2.10
2013	6,435	3,058,728	2.10
2014	6,497	3,064,166	2.12
2015	6,410	3,066,328	2.09
2016	6,460	3,075,206	2.10
2017	6,459	3,079,989	2.10
2018	6,444	3,093,004	2.08
2019	5,981	2,891,545	2.07

Table 4: State Police

Year	Sworn Officers	Estimated Population	Rate (per 1,000 people)
2010	1,170	548,292	2.13
2011	1,128	541,537	2.08
2012	1,088	541,161	2.01
2013	1,129	539,717	2.09
2014	1,128	534,870	2.11
2015	1,134	526,902	2.15
2016	1,060	503,579	2.10
2017	966	510,518	1.89
2018	917	481,992	1.90
2019	864	490,797	1.76

Graph 1: Rates of Sworn Municipal and State Police Officers (2010-2019)

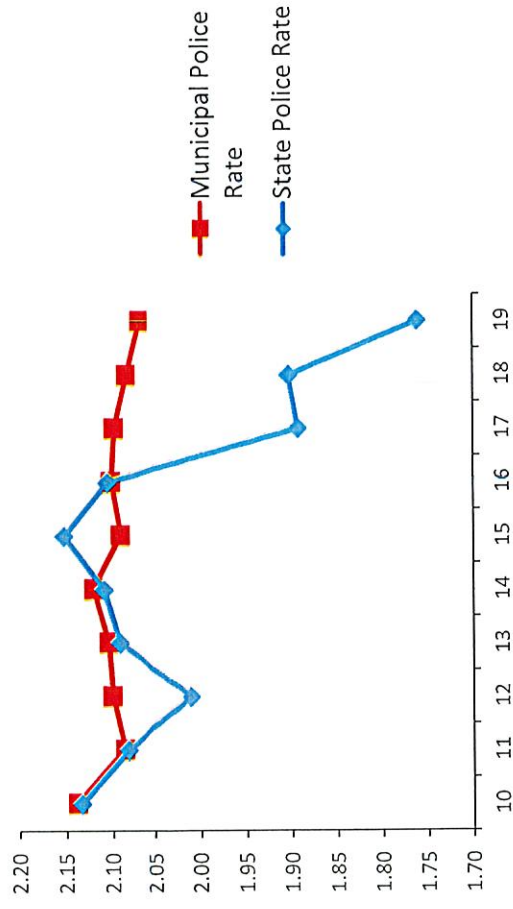


Table 5: Other State Police Sworn Officers

Department	2010	2011	2012	2013	2014	2015	2016	2017	2018	2019	Average Annual Number
Department of Motor Vehicles	N/A	N/A	N/A	N/A	N/A	N/A	50	51	53	48	51
State Capitol Police	27	28	28	28	33	32	32	33	32	32	31
TOTAL	27	28	28	28	33	32	82	84	85	80	81

Table 6: Tribal Police Sworn Officers

Department	2010	2011	2012	2013	2014	2015	2016	2017	2018	2019	Average Annual Number
Mashantucket Pequot	11	11	16	N/A	24	26	25	25	28	28	22
Mohegan	N/A	N/A	21	N/A	26	27	28	28	27	29	27
TOTAL	11	11	37	N/A	50	53	53	53	55	57	48

Table 7: University Police Sworn Officers

Department	2010	2011	2012	2013	2014	2015	2016	2017	2018	2019	Average Annual Number
Central	21	20	21	21	21	20	19	18	19	19	20
Eastern	17	16	17	17	16	16	14	14	11	11	15
Southern	26	26	27	25	26	28	27	23	25	24	26
UConn	84	84	81	84	82	87	96	94	96	94	88
Western	17	17	16	15	14	15	12	12	13	14	15
Yale	85	81	84	84	82	86	87	89	91	93	86
TOTAL	250	244	246	246	241	252	255	250	255	255	249

GM:kc